




ENTRANCE/SCRAPER-WIPER/INDOOR-OUTDOOR

## WATERHOG™ ECO ELITE & WATERHOG™ ECO ELITE FASHION



- Earth friendly 30 oz/sq yd 100% post consumer recycled PET fabric reclaimed from plastic drink bottles
- SBR rubber backing contains 20% recycled rubber from car tires
- Bi-level surface effectively removes and stores dirt and moisture beneath shoe level until cleaning
- Rubber reinforced face nubs prevent pile from crushing, extending the performance life of the product
- Unique "Water Dam" allows the Waterhog mat to hold up to 1½ gallons of water per square yard; water and dirt stay on the mat
- Anti-Static and certified slip resistant by National Floor Safety Institute
- Available with cleated backing for placement on carpet, smooth backing for hard floor surfaces or Anchor Safe backing\* for maximum movement control on hard surfaces
- Recommended for commercial buildings, hotels, restaurants, healthcare facilities, office buildings and more

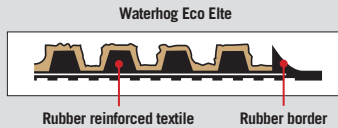




ENTRANCE/SCRAPER-WIPER/INDOOR-OUTDOOR




Waterhog Eco Elite  
indigo



Waterhog Eco Elite



Waterhog Eco Elite Fashion



Waterhog Eco Elite Fashion  
southern pine

the andersen company

**WATERHOG™ ECO ELITE**

Product No. 2240

Size	Size Approx. in.	Quantity/Price			Shipping Wt. (lbs)
		1-6	7-30	31+	
2' x 3'	24 x 35				6
3 x 4	35 x 46				10
3 x 5	35 x 59				12
3 x 8.4	35 x 101				20
3 x 10	35 x 118				23
3 x 12.2	35 x 147				29
3 x 16	35 x 193				38
3 x 20	35 x 239				46
4 x 6	45 x 70				18
4 x 8.4	45 x 101				26
4 x 10	45 x 118				30
4 x 12.2	45 x 147				37
4 x 16	45 x 193				48
4 x 20	45 x 239				59
6 x 6	71 x 71				28
6 x 8.4	71 x 101				40
6 x 12.2	71 x 147				58
6 x 16	71 x 193				75
6 x 20	71 x 239				93

Special sizes may be ordered in lengths up to 60' available in whole foot increments only.

3' (35") Widths 25.54 | 4' (45") Widths 34.19 | 6' (71") Widths 51.28

Mats up to 40' are standard Cleated Backing and available in Smooth Back and Anchor Safe Backing\* on request. Mats over 40' are available only in Smooth Back.

\*Note: Anchor Safe Backing available with a 30% upcharge.

This backing is .100 mil thick Nitrile rubber. Shipping weight is 1 lb per sq ft.

the andersen company

**WATERHOG™ ECO ELITE FASHION**

Product No. 2241

Size	Size Approx. in.	Quantity/Price			Shipping Wt. (lbs)
		1-6	7-30	31+	
2' x 3'	24 x 35				6
3 x 4	35 x 46				10
3 x 5	35 x 59				12
3 x 8.4	35 x 101				20
3 x 10	35 x 118				23
3 x 12.2	35 x 147				29
3 x 16	35 x 193				38
3 x 20	35 x 239				46
4 x 6	45 x 70				18
4 x 8.4	45 x 101				26
4 x 10	45 x 118				30
4 x 12.2	45 x 147				37
4 x 16	45 x 193				48
4 x 20	45 x 239				59
6 x 6	71 x 71				28
6 x 8.4	71 x 101				40
6 x 12.2	71 x 147				58
6 x 16	71 x 193				75
6 x 20	71 x 239				93

Special sizes may be ordered in lengths up to 60' available in whole foot increments only.

3' (35") Widths 25.54 | 4' (45") Widths 34.19 | 6' (71") Widths 51.28

Mats up to 40' are standard Cleated Backing and available in Smooth Back and Anchor Safe Backing\* on request. Mats over 40' are available only in Smooth Back.

\*Note: Anchor Safe Backing available with a 30% upcharge.

This backing is .100 mil thick Nitrile rubber. Shipping weight is 1 lb per sq ft.